

# ***Theristus trichospiculum* ALLGÉN**

Fig. 206 a—c

*Monhystera trichospiculum* ALLGÉN 1933, p. 83, pl. XI, fig. 45 a—b

Locality and material. — Graham Land, St. 8: 1 ♂

Dimensions: L = 1,610 mm.,  $\alpha = 28,04$ ,  $\beta = 6,765$ ,  $\gamma = 8,61$

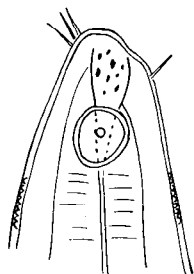
Among the *Theristi* from Graham Land a single male was found, which, especially in its extremely elongated, thin spicules, seems to be closely related to *Monhystera trichospiculum*, described by the present author (1933) from the Trondheimsfjord.

Body about evenly thick. Cuticle finely annulated. Head rounded, provided with very slender, submedian bristles, measuring about half the corresponding head diameter. Buccal cavity funnel-shaped, unfortunately filled up by stones. Lateral organs  $34 \mu$  behind the front end, in section  $8,5 \mu$ , i. e. 0,14 of the corresponding head diameter. Oesophagus short, of mediate length. Tail tapering first gradually about in the 3 anterior fourths ( $136 \mu$ ), and then in the last fourth for a length of  $43 \mu$  uniformly strongly thinned, posteriorly swollen, with 2 end hairs. Most characteristic of this species are the spicules, extremely elongated and very thin, as said above, similar to the same organs in *Th. trichospiculum*.

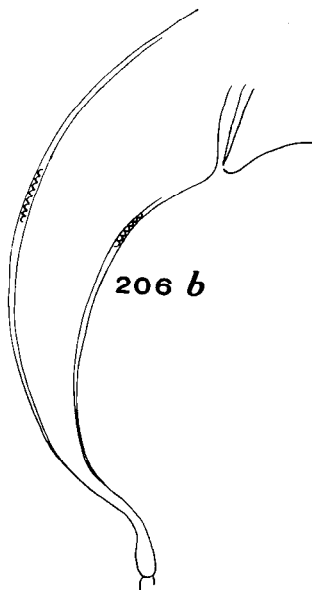
This species seems to be closely related also to *Th. acanthospiculum*, but differs in its longer, funnel-shaped buccal cavity, its more elongated spicules and in its not so prominent accessory piece, close to the spicules, and posteriorly thickened.

St. 8. Graham Region. Position of the station as well as depth uncertain.  $64^{\circ} 5' S.$  —  $56^{\circ} 37' W.$  Loose clay. 360 m. 11. 2. 1902.

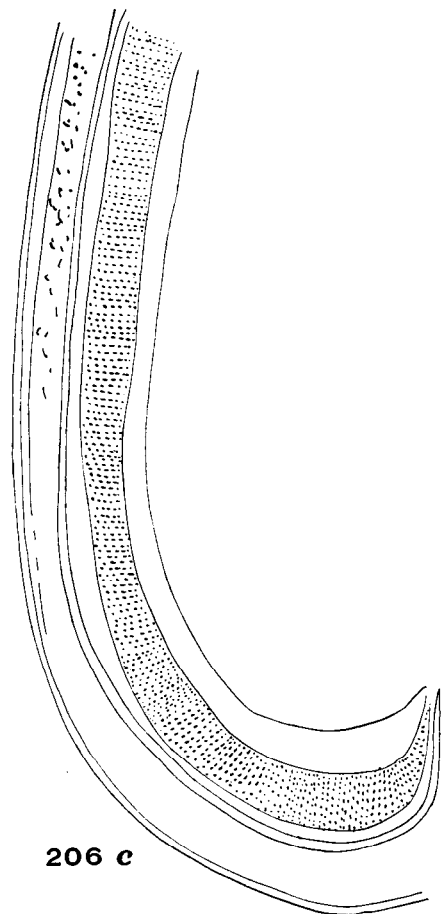
Number of species: 9; Number of specimens: 33.



206 a



206 b



206 c